

Cambrian Slate



Single Lap Interlocking Resin-Slate

February-10 Issue 3

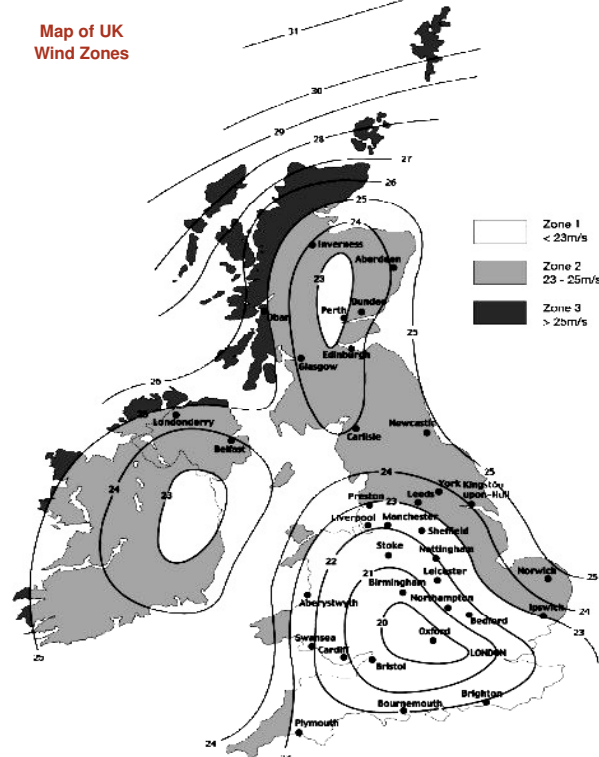
Issued by: Redland Technical Solutions

HOW TO DETERMINE THE CORRECT ZONAL FIXING SPECIFICATION FOR YOUR PROJECT (see Note)

1. Check you are using the right table. Projects involving counterbatens have a different set of tables.
2. For single lap slates/tiles identify the minimum headlap you want to lay the tile at.
3. Identify the rafter pitch of the roof to be tiled.
4. Identify which UK wind zone the project site is located in from the map i.e. Zone 1, 2 or 3 ?
5. Identify which Altitude band the project site is in. Check an OS map or see www.streetmap.co.uk.
6. Check the building height (to the ridge) and identify the correct row in the table.
7. Read off the appropriate fixing specification A, B, C, D, E, F etc. See Index below table for description.
8. See box below table for description of correct fixings to be used with product codes for ordering.

Note: The tables cannot be used for sites on slopes greater than 10% or within 6km of airports. If using an air-open underlay contact Technical Solutions Hotline to check suitability.

Map of UK Wind Zones



For the Channel Islands assume a wind speed of 24 m/s i.e. Zone 2

If the building lies on the junction of two wind speed zones use the higher wind speed zone when determining the fixing specification in accordance with the Zonal Method.

Map reproduced by kind permission of BRE Ltd.

Cambrian - Slates to be laid half (broken) bond in even courses with tails aligned							
TABLE OF ZONAL FIXING SPECIFICATIONS - For projects without counterbatens							
Minimum Headlap	50 mm			75 mm			
Rafter Pitch	25 - 34°	35 - 44°	45 - 54°	15 - 34°	35 - 44°	45 - 54°	
ZONE 1	Maximum Building Height	Site Altitude: 0 - 100 m (above sea level)					
		5 m	F*	F*	F*	F*	F*
		10 m	F*	F*	F*	F*	F*
		15 m	F*	F*	F*	F*	F*
		Site Altitude: 101 - 200 m (above sea level)					
		5 m	F*	F*	F*	F*	F*
	10 m	F*	F*	F*	F*	F*	
	15 m	F*	F*	F*	F*	F*	
	Site Altitude: 201 - 300 m (above sea level)						
	5 m	F*	F*	F*	F*	F*	
	10 m	F*	F*	F*	F*	F*	
	15 m	F*	F*	F*	F*	F*	
For Building Heights Greater than 15 m or Site Altitudes Greater than 300 m (above sea level)							
Contact Redland Technical Solutions, Tel. 08708 702595							
ZONE 2	Maximum Building Height	Site Altitude: 0 - 100 m (above sea level)					
		5 m	F*	F*	F*	F*	F*
		10 m	F*	F*	F*	F*	F*
		15 m	F*	F*	F*	F*	F*
		Site Altitude: 101 - 200 m (above sea level)					
		5 m	F*	F*	F*	F*	F*
	10 m	F*	F*	F*	F*	F*	
	15 m	F*	F*	F*	F*	F*	
	Site Altitude: 201 - 300 m (above sea level)						
	5 m	F*	F*	F*	F*	F*	
	10 m	F*	F*	F*	F*	F*	
	15 m	PS	F*	F*	PS	F*	
For Building Heights Greater than 15 m or Site Altitudes Greater than 300 m (above sea level)							
Contact Redland Technical Solutions, Tel. 08708 702595							
ZONE 3 Contact Redland Technical Solutions, Tel. 08708 702595							


Index to Zonal Fixing Specifications




- A No fixings required
- B Each tile once nailed (right hand hole on flat tiles)
- C Each tile twice nailed (flat tiles only)
- D Each tile clipped
- E Each tile once nailed and clipped
- F Each tile twice nailed and clipped
- PS Each tile twice screwed and clipped with Ring-Shanked Nail

Description of Fixings to be used (incl. Product Codes)

Slate Clip (9196)
 Verge Clip (LH/RH) (9193 (incl. Ring-Shanked Nails))
 Eave Clip (9192 (incl. Ring-Shanked Nails))
 Valley Clip (9193 (incl. Ring-Shanked Nails))
 30 x 3.5 mm Countersunk Posidrive Screw (9356)



Slate Clip (9196)



Verge (LH/RH) Clip (9193 (incl.nails))
 Valley Clip (9193 (incl. nails))



Eave Clip (9192 (incl. nails))