



Redland

Ornamental Tiles

Club



Double Lap Clay/Concrete Roof Tile

Club tiles available in Rosemary Clay Classic, Rosemary Clay Craftsman, Heathland and Plain Tile.

December-09 Issue 3

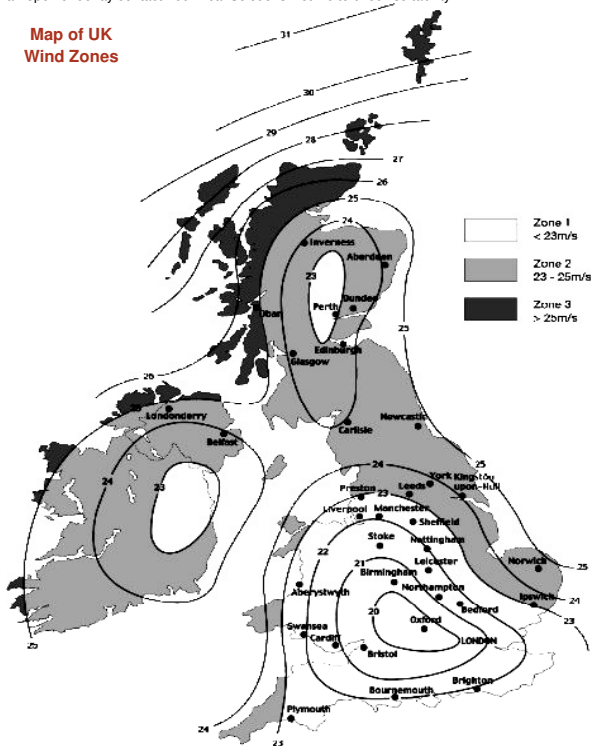
Issued by: Redland Technical Solutions

HOW TO DETERMINE THE CORRECT ZONAL FIXING SPECIFICATION FOR YOUR PROJECT (see Note)

1. Check you are using the right table. Projects involving counterbatens have a different set of tables.
2. For single lap slates/tiles identify the minimum headlap you want to lay the tile at.
3. Identify the rafter pitch of the roof to be tiled.
4. Identify which UK wind zone the project site is located in from the map i.e. Zone 1, 2 or 3 ?
5. Identify which Altitude band the project site is in. Check an OS map or see www.streetmap.co.uk.
6. Check the building height (to the ridge) and identify the correct row in the table.
7. Read off the appropriate fixing specification A, B, C, D, E, F etc. See Index below table for description.
8. See box below table for description of correct fixings to be used with product codes for ordering.

Note: The tables cannot be used for sites on slopes greater than 10% or within 6km of airports. If using an air-open underlay contact Technical Solutions Hotline to check suitability.

Map of UK Wind Zones



For the Channel Islands assume a wind speed of 24 m/s i.e. Zone 2

If the building lies on the junction of two wind speed zones use the higher wind speed zone when determining the fixing specification in accordance with the Zonal Method.

Map reproduced by kind permission of BRE Ltd.

Ornamental Tiles: Club				
TABLE OF ZONAL FIXING SPECIFICATIONS - For projects with counterbatens (above the underlay)				
Minimum Headlap	65 mm	35 mm		
Rafter Pitch	40 - 59°	90°		
ZONE 1	Maximum Building Height	Site Altitude: 0 - 100 m (above sea level)		
		5 m	Contact Redland Technical Solutions, Tel. 08708 702595	F
		10 m	Contact Redland Technical Solutions, Tel. 08708 702595	F
		15 m	Contact Redland Technical Solutions, Tel. 08708 702595	F
		Site Altitude: 101 - 200 m (above sea level)		
		5 m	Contact Redland Technical Solutions, Tel. 08708 702595	F
	10 m	Contact Redland Technical Solutions, Tel. 08708 702595	F	
	15 m	Contact Redland Technical Solutions, Tel. 08708 702595	F	
	Site Altitude: 201 - 300 m (above sea level)			
	5 m	Contact Redland Technical Solutions, Tel. 08708 702595	F	
	10 m	Contact Redland Technical Solutions, Tel. 08708 702595	F	
	15 m	Contact Redland Technical Solutions, Tel. 08708 702595	F	
For Building Heights Greater than 15 m or Site Altitudes Greater than 300 m (above sea level)				
Contact Redland Technical Solutions, Tel. 08708 702595				
ZONE 2	Maximum Building Height	Site Altitude: 0 - 100 m (above sea level)		
		5 m	Contact Redland Technical Solutions, Tel. 08708 702595	F
		10 m	Contact Redland Technical Solutions, Tel. 08708 702595	F
		15 m	Contact Redland Technical Solutions, Tel. 08708 702595	F
		Site Altitude: 101 - 200 m (above sea level)		
		5 m	Contact Redland Technical Solutions, Tel. 08708 702595	F
	10 m	Contact Redland Technical Solutions, Tel. 08708 702595	F	
	15 m	Contact Redland Technical Solutions, Tel. 08708 702595	F	
	Site Altitude: 201 - 300 m (above sea level)			
	5 m	Contact Redland Technical Solutions, Tel. 08708 702595	F	
	10 m	Contact Redland Technical Solutions, Tel. 08708 702595	F	
	15 m	Contact Redland Technical Solutions, Tel. 08708 702595	F	
For Building Heights Greater than 15 m or Site Altitudes Greater than 300 m (above sea level)				
Contact Redland Technical Solutions, Tel. 08708 702595				
ZONE 3				
Contact Redland Technical Solutions, Tel. 08708 702595				

Index to Zonal Fixing Specifications

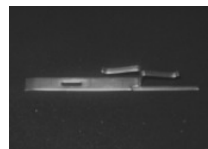


- A Not Applicable
- B Each tile twice nailed every fifth course
- C Each tile twice nailed every fourth course
- D Each tile twice nailed every third course
- E Each tile twice nailed every second course
- F Each tile twice nailed
- PS Proprietary System
- * with Ring-Shanked Nail


Description of Fixings to be used (incl. Product Codes)

40 x 2.65 mm Tile Nail (9331)
Top Tile Clip (9282) *

* Required with Heathland and Plain Tile Ornamentals when finishing at a ridge / top edge. The eaves/top tiles hang on the final tile course and are fixed to the tile below with a Top Tile Clip



Top Tile Clip (9282)



Fixing of eaves/top tile using Top Tile Clip

For all sales enquiries/orders contact our CUSTOMER SERVICE HOTLINE Tel. 08705 601000 / Fax. 08705 642742
For all technical enquiries contact our TECHNICAL SOLUTIONS HOTLINE Tel. 08708 702595 / Fax. 08708 702596